

Installation Guide

安裝說明書

VEHICLE APPLICATIONS
適用車型

MITSUBISHI LANCER MIRAGE Fortis 2007-
MITSUBISHI OUTLANDER 2nd GF7W

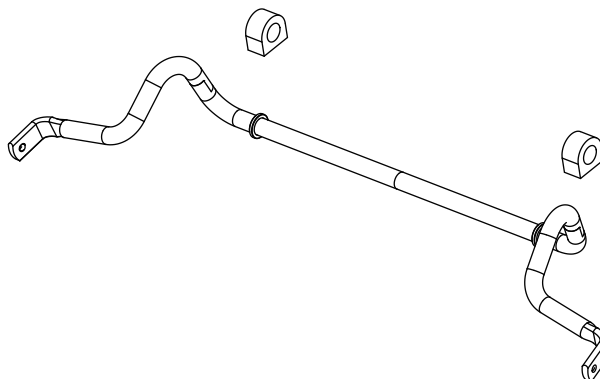
PART NO. 7661

Contents 內含配件

※ Please apply hand tools for installation
安裝過程請使用手動工具


1. Front Sway Bar 25.4mm 前防傾桿 1PCS

2. Stabilizer Bush 防傾桿橡皮 2PCS



Installation tips 安裝提示



※ Stabilizer bushings are Self-lubrication. Do not apply grease.
HARDRACE 防傾桿專用橡皮已加入自潤功能，無須添加潤滑劑



Torque for bolts
螺絲鎖緊扭力：
M8-60Nm
M10-80Nm
M12-100Nm
M14-160Nm

Removal of front sub-frame is required to install front sway bar.

須拆下前工字樑，以利更換前防傾桿



4-wheel alignment is required after installation.

請務必進行電腦四輪定位校正

Warning 安全提示

Installation should only be performed by licensed mechanics who have the necessary skill and tools to do the job correctly and safely.

安裝需由合格的專業技師及工具執行，以確保安裝過程的正確與安全

When swapping the suspension kits, be sure to note the routing and mounting position of all wires, cables and bolts orientation, certain damage might be caused by reinstalling differently from the original factory position. Please refer to factory manual for proper installation and safety stands.

當更換您車輛的懸吊套件時，請記下您的線組與管線安裝位置，非原廠相同的安裝位置可能會造成元件之損壞，造成車輛的危險。請參考原廠車輛手冊



TEL: +886 3 5370822 FAX: +886 3 5373027
E-MAIL: info@hardrace.com WEBSITE: WWW.HARDRACE.COM

